


Digital Literacy & Citizenship

A free scheme of learning available at www.swgfl.org.uk/digitalliteracy





Age Category	Common Sense Media Unit	Resources	Curriculum Opportunities
<p>Yr2</p> 	<p>1</p> <p><u>Staying Safe Online</u></p> <p>Pupils understand that they should stay safe online by choosing websites that are good for them to visit, and avoid sites that are not appropriate for them</p>	<p>Cybersmart – Peer and Personal safety Resources and lesson plans</p> <p>Childnet - Smartie the Penguin - ebook</p> <p>Childnet - Digiduck e-book</p> <p>Roar Educate - Malware and Spyware poster – Bug Catcher</p> <p>Disney - Don't be in the dark Online safe surfing game</p> <p>AVG – Magda and Mo Free E-book about information online</p>	<p>Literacy – Non-fiction Information texts</p> <p>ICT - to use text, tables, images and sound to develop their ideas, how to share their ideas by presenting information in a variety of forms [for example, text, images, tables, sounds</p> <p>Idea: Create a top websites league table and use the information to help to update their school website links</p>

Digital Literacy & Citizenship

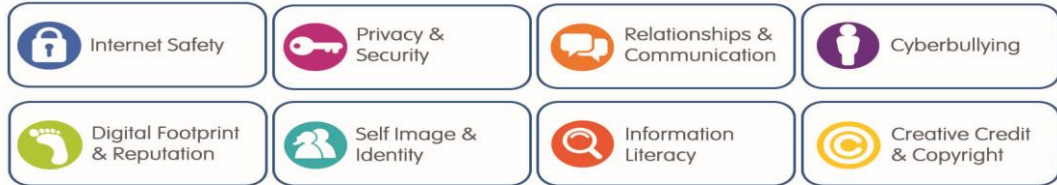
A free scheme of learning available at www.swgfl.org.uk/digitalliteracy



Age Category	Common Sense Media Unit	Resources	Curriculum Opportunities
<p data-bbox="203 387 248 411">Yr2</p> <div data-bbox="114 459 331 555">  Digital Footprint & Reputation </div> <div data-bbox="114 560 331 655">  Privacy & Security </div>	<p data-bbox="495 387 517 411">2</p> <p data-bbox="421 459 595 539"><u>Follow the Digital Trail</u></p> <p data-bbox="367 595 636 874">Pupils learn that the information they put online leaves a digital footprint or “trail.” This trail can be big or small, helpful or hurtful, depending on how they manage it.</p>	<p data-bbox="696 352 1160 376">Childnet – What should you keep safe?</p> <p data-bbox="696 395 1193 419">Roar Educate - Privacy and posting poster</p> <p data-bbox="696 438 1267 462">BBC – Saxon Monk – Internet Videos are forever</p> <p data-bbox="696 481 972 505">Horrible histories video</p> <p data-bbox="696 525 1290 549">ICO – Personal information and information rights</p> <p data-bbox="696 568 1016 592">Lesson plans and resources</p> <p data-bbox="696 611 1361 675">CEOP – Welcome to the carnival Hector’s World cartoon about personal information</p>	<p data-bbox="1440 352 2063 416">PSHE – SEAL – Relationships Identify and respect the differences and similarities between people.</p> <p data-bbox="1440 459 2040 555">SEAL – Changes Preparing to play an active role as citizens, to recognise choices they can make, and recognise the difference between right and wrong.</p> <p data-bbox="1440 598 2096 774">Idea: Whole class circle time - Who would I/you share my/your information with? A photo? Your name? Your address? Birth date? Preferences? Password? Email address? Telephone number? Favourite football team? Favourite singer?</p>

Digital Literacy & Citizenship

A free scheme of learning available at www.swgfl.org.uk/digitalliteracy




Age Category	Common Sense Media Unit	Resources	Curriculum Opportunities
<p>Yr2</p> <div data-bbox="114 523 331 619"> Cyberbullying </div> <div data-bbox="114 628 331 724"> Relationships & Communication </div>	<p>3</p> <p><u>Screen out the Mean</u></p> <p>Pupils learn that children sometimes can act like bullies when they are online. They explore what cyberbullying means and what they can do when they encounter it.</p>	<p>Cybersmart - Online Symbols Teachers resources</p> <p>Cybersmart - Positive Online Communications Teachers resources</p> <p>Cybersmart - Cyberbullying Teachers resources</p> <p>Kidscape – links to Cyberbullying resources</p> <p>UK Safer Internet Centre - Connect with Respect Safer Internet Day 2013 resource pack</p>	<p>PSHE – SEAL – Say no to bullying to recognize how their behavior affects other people, to realize consequences of anti-social and aggressive behaviours such as bullying and racism on individuals and communities.</p> <p>Literacy – Non Fiction – persuasion.</p> <p>ICT - Developing ideas and making things happen, to use text, tables, images and sound to develop their ideas.</p> <p>Idea: How does it feel? Use an online digital imagery tool such as photostory, animoto or http://edu.glogster.com/ to create an eposter to depict how it feels to be the victim of a bullying incident.</p>

Digital Literacy & Citizenship

A free scheme of learning available at www.swgfl.org.uk/digitalliteracy




Age Category	Common Sense Media Unit	Resources	Curriculum Opportunities
<p>Yr2</p> 	<p>4</p> <p><u>Using Keywords</u></p> <p>Pupils understand that keyword searching is an effective way to locate information on the Internet. They learn how to select keywords to produce the best search results.</p>	<p>Cybersmart - Finding and Identifying Appropriate Content</p> <p>Teachers resources</p> <p>Roar Educate - Searching Online poster</p> <p>SWGfL - Swiggle</p> <p>Education search engine and resource site for children</p> <p>Google – Safesearchkids</p> <p>Search engine for children</p> <p>Getnetwise - Advice for teachers and parents</p> <p>How to enable safe searching in online search tools</p> <p>Common Sense Media - Choosing a Search Site</p> <p>Lesson plans from a previous version of CSM Digital Literacy and Citizenship Curriculum.</p>	<p>Literacy – Non-fiction texts</p> <p>Idea: Create a class top trumps game, e.g. each pupil is allocated a country and must locate key information such as longest river, highest mountain, population and tallest building.</p> <p>You could use swiggle to carry out safer searches, compare usefulness of results to those of a general search engine such as google.</p>

Digital Literacy & Citizenship

A free scheme of learning available at www.swgfl.org.uk/digitalliteracy



Age Category	Common Sense Media Unit	Resources	Curriculum Opportunities
Yr2 	5 <u>Sites I Like</u> Pupils discuss criteria for rating informational websites and apply them to an assigned site. Pupils learn that all websites are not equally good sources of information.	CEOP - Hector's World Cartoons and teacher resources Netsmartz - Delivery for webster - ebook Common Sense Media - Choosing a Search Site Lesson plans from a previous version of CSM Digital Literacy and Citizenship Curriculum. AVG – Magda and Mo E-book about appropriate websites	PSHE – SEAL – Relationships. Recognise what they like and dislike. EYFS Personal, social and emotional development Shows an interest in classroom activities through observation or participation. Is confident to try new activities, initiate ideas and speak in a familiar group Idea: Play likes and dislikes “stations” – several options are presented, pupils move around the room to their most or least favourite option, e.g. colours, pastimes, animals and sports. Invite pupils to explain their choices and persuade others to join them.